

SMOOTH FLOW SERIES

SMOOTH FLOW & SMOOTH FLOW RADIUS

Smooth Flow Series scuppers are our exclusive line that flow a beautiful, glass-like sheet of water. Shown here is the Smooth Flow Radius and Smooth Flow scupper ranging in size from 6" to 72" (depending on model). Custom sizes are available and we can manufacture for extended lip, concave and convex radius walls. Aside from their purely aesthetic value, other reasons to use a Smooth Flow scupper include the clean sheet flow and knowing that you won't have to hassle with clogging.



Smooth Flow Scupper



Smooth Flow Scupper



Smooth Flow Open Top Scupper



Smooth Flow Radius Scupper




Smooth Flow Radius Scupper



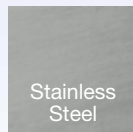
Smooth Flow Radius

Ordering Information

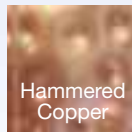
Available in Copper, Stainless Steel, Hand-Hammered Copper
(Colors may vary)



Copper



Stainless Steel



Hammered Copper

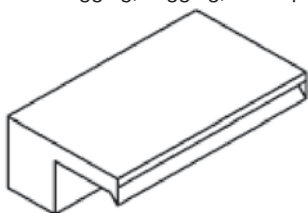
Smooth Flow Standard Sizes:
4 - 6 - 8 - 12 - 16 - 18 - 24 - 36 - 48

Smooth Flow Radius Standard Sizes:
6 - 8 - 12 - 16 - 18 - 24 - 36 - 48 - 60 - 72

Stainless steel is not recommended for salt water environments.

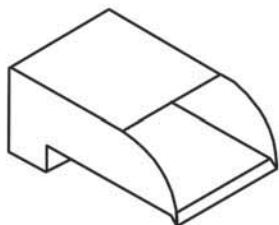
SMOOTH FLOW SERIES

- Our products are made of copper and stainless steel that will withstand the elements. We do NOT use plastic.
- Our scuppers DO NOT CLOG.
- Internal baffles ensure that you have a clear, bubble free sheet of cascading water.
- No clogging, sagging, or warping.
- Smooth Flow Series flow a thick sheet of water at 25-30 gpm.
- Scuppers come standard with a 1½" female threaded inlet in the back. Bottom inlet is also available by custom order.
- See the specification sheet for custom orders.
- Looks beautiful next to a custom made spa spillway.



Smooth Flow Scuppers Color Selection & Standard Sizes

	Copper	Stainless	Hammered Copper
4"	SFC-4	SFS-4	SFHH-4
6"	SFC-6	SFS-6	SFHH-6
8"	SFC-8	SFS-8	SFHH-8
12"	SFC-12	SFS-12	SFHH-12
16"	SFC-16	SFS-16	SFHH-16
18"	SFC-18	SFS-18	SFHH-18
24"	SFC-24	SFS-24	SFHH-24
36"	SFC-36	SFS-36	SFHH-36
48"	SFC-48	SFS-48	SFHH-48



Smooth Flow Radius Scuppers Color Selection & Standard Sizes

	Copper	Stainless	Hammered Copper
6"	SFRC-6	SFRS-6	SFRHH-6
8"	SFRC-8	SFRS-8	SFRHH-8
12"	SFRC-12	SFRS-12	SFRHH-12
16"	SFRC-16	SFRS-16	SFRHH-16
18"	SFRC-18	SFRS-18	SFRHH-18
24"	SFRC-24	SFRS-24	SFRHH-24
36"	SFRC-36	SFRS-36	SFRHH-36
48"	SFRC-48	SFRS-48	SFRHH-48
60"	SFRC-60	SFRS-60	SFRHH-60
72"	SFRC-72	SFRS-72	SFRHH-72



Call 1-888-388-BOBE (2623) for information on ordering or contact your local distributor.

www.bobewaterandfire.com